



KODAK VISION3 50D
Color Negative Film 5203/7203

The world's finest grain film.

**Outstanding color, detail and sharpness –
bring your vision to life.**

KODAK VISION3 Films deliver premium image quality, real-world flexibility, digital compatibility and archival stability. With KODAK VISION3 50D Color Negative Film, you get the unrivalled highlight latitude of KODAK VISION3 products along with the world's finest film grain.

VISION3 50D ensures a pristine, clean image that's full of color and detail, especially in high contrast daylight situations.

If you're a filmmaker who aspires to capture the world in the way that only you can, KODAK VISION3 50D Color Negative Film offers superlative results, time after time.

KODAK VISION3 50D.

Your vision is always evolving. Ours is too.



KODAK VISION3 50D

Color Negative Film 5203/7203

Base

Acetate safety base with rem-jet backing.

Darkroom Recommendations

Do not use a safelight. Handle unprocessed film in total darkness.

Processing

ECN-2

Storage

Store unexposed film at 13°C (55°F) or lower. For storage of unexposed film longer than 6 months, store at -18°C (0°F). Process film promptly.

Exposure Index

Daylight (5500K)—50; Tungsten—12 (with KODAK WRATTEN 2 Gelatin Filter No. 80A)

Laboratory Aim Density

Time negative originals relative to Laboratory Aim Density (LAD) Control Film supplied by Eastman Kodak Company. More information about LAD and Digital LAD is available online at www.kodak.com/go/LAD

Color Balance

This film is balanced for exposure with daylight illumination (5500K).

Reciprocity

No filter corrections or exposure adjustments for exposure times from 1/1000 of a second to 1 second.

Identification

After processing, the Kodak internal product code symbol (ER), product code number 5203, emulsion/roll number identification, and EASTMAN KEYCODE Numbers are visible along the length of the film.

Grain

The perception of graininess of any film depends on scene content, complexity, color, and density. In KODAK 50D Color Negative Film 5203/7203, the measured granularity is low.

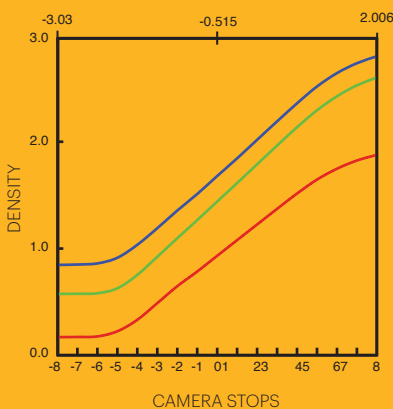
Sharpness

The perceived sharpness of any film depends on various components of the motion picture production system. Camera and projector lenses, film printers, and other factors play a role. In 5203 Film, the measured MTF is high.

Light Source	KODAK Filters on Camera*	Exposure Index
Daylight (5500 K)	None	50
Metal Halide	None	50
H.M.I.	None	50
KINO FLO KF55	None	50
Tungsten (3000 K)	WRATTEN2 Optical No. 80A	12
Tungsten (3200 K)	WRATTEN2 Optical No. 80A	12
KINO FLO KF29	WRATTEN2 Optical No. 80A	12
KINO FLO KF32	WRATTEN2 Optical No. 80A	12
Fluorescent, Warm White †	WRATTEN2 CC20M + CC05R	32
Fluorescent, Cool White †	WRATTEN2 CC40B	25

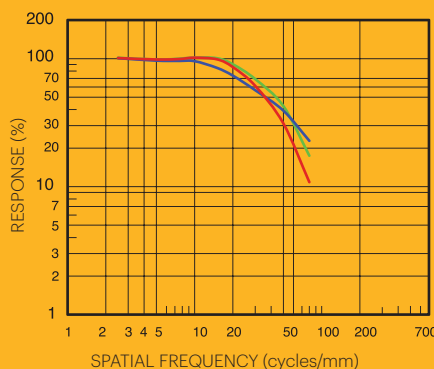
* These are approximate corrections only.

† These are starting-point recommendations for trial exposures. If the kind of lamp is unknown, a KODAK WRATTEN2 Color Compensating Filter CC20M + CC10B can be used with an exposure index (EI) of 32.



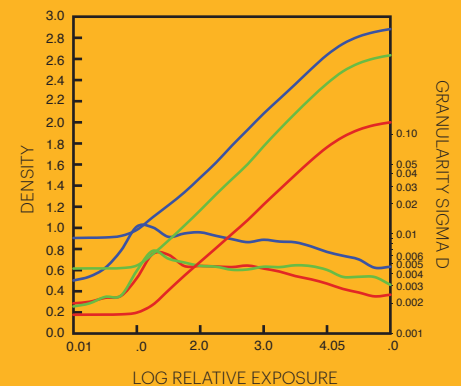
SENSITOMETRIC CURVES

"0" on the x-axis represents normal exposure of an 18-percent gray card in the red, green, and blue layers of this film. A white card is 2½ stops higher than normal exposure, and there are at least 3½ stops above that for capturing specular highlight detail. A 3-percent black card is 2½ stops below normal exposure. There are at least 2½ stops of latitude below that for capturing shadow detail.



MODULATION-TRANSFER CURVES

This graph shows a measure of the visual sharpness of this film. The x-axis, "Spatial Frequency," refers to the number of sine waves per millimeter that can be resolved. The y-axis, "Response," corresponds to film sharpness. The longer and flatter the line, the more sine waves per millimeter that can be resolved with a high degree of sharpness — and the sharper the film.



DIFFUSE RMS GRANULARITY CURVES

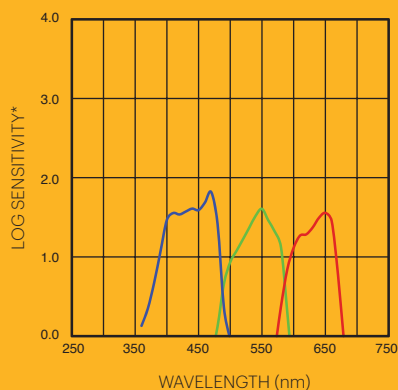
To find the rms granularity value for a given density, find the density on the left vertical scale and follow horizontally to the sensitometric curve and then go vertically (up or down) to the granularity curve. At that point, follow horizontally to the Granularity Sigma D scale on the right. Read the number and multiply by 1000 for the rms value.

STANDARD PRODUCTS AVAILABLE*

CAT No	FORMAT AND SPECIFICATION NO.	LENGTH IN METERS (FEET)	CORE	DESCRIPTION	PERFORATIONS/PITCH METRIC (IMPERIAL)	MOQ	FTO**
1734987	65 mm SP332	152 (500)	P	Emulsion In	KS-4740 (KS-1866)	15	Yes
8003659	65 mm SP332	305 (1000)	P	Emulsion In	KS-4740 (KS-1866)	15	Yes
8003675	35 mm SP718	122 (400)	U	Emulsion In	BH-4740 (BH-1866)	1	
8003667	35 mm SP718	305 (1000)	U	Emulsion In	BH-4740 (BH-1866)	1	
8003634	16 mm SP455	30 (100)	R-90 100-ft. spool	Emulsion In Winding B	1R-7605 (1R-2994)	1	
8003642	16 mm SP457	122 (400)	T	Emulsion In Winding B	1R-7605 (1R-2994)	1	
1738053	S8 mm SP464	15 (50)	Super 8 Cartridge	Emulsion In Winding B	1R-4234 (1R-1667)	1	

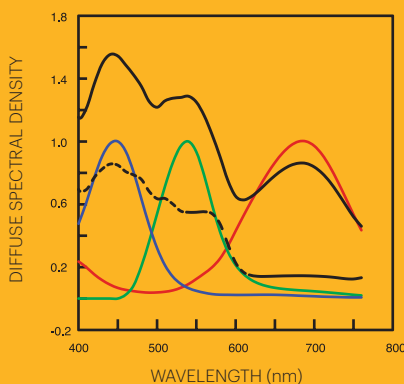
* Availability may vary by location. Contact your local Kodak representative for additional information.

** This product is available as Finish-to-Order (FTO) in various other standard roll lengths and formats. Sold only in specific minimum order quantities or multiples of the minimum order quantities; non-returnable; US and Canada delivery time of 3 weeks from receipt of purchase order. Other restrictions may apply.



SPECTRAL SENSITIVITY CURVES

These curves depict the sensitivity of this film to the spectrum of light. They are useful for determining, modifying, and optimizing exposure for blue-and green-screen special-effects work.



SPECTRAL DYE-DENSITY CURVES

These curves depict the spectral absorption of the dyes formed when the film is processed. They are useful for adjusting or optimizing any device that scans or prints the film.

NOTE: Cyan, Magenta, and Yellow Dye Curves are peak-normalized.

Spectral Sensitivity Curve Key

- Sensitivity of the yellow dye forming layer
- Sensitivity of the magenta dye forming layer
- Sensitivity of the cyan dye forming layer

Spectral Dye Density Curve Key

- Midscale Neutral
- Cyan Dye
- Magenta Dye
- Yellow Dye
- Minimum Density

Note: Sensitometric and Diffuse RMS Granularity curves are produced on different equipment. A slight variation in curve shape may be noticed.



For more information: www.kodak.com/go/motion

Sales offices: www.kodak.com/go/salesoffices

Lab directory: www.kodak.com/go/findlab

Notice: While the data presented are typical of production coatings, they do not represent standards that must be met by Kodak. Varying storage, exposure, and processing conditions will affect results. The company reserves the right to change and improve product characteristics at any time.
©2018 Kodak. Kodak, Eastman, Keycode, Vision, Wratten and the Kodak logo are trademarks. 180929

